

OAKLAND CUSD #5

1ST GRADE
MAY 4 - 8, 2020


RACHEL WRIGHT

Week of
May 4-8

1st Grade



Miss
Wright



Subject	Choice 1	Choice 2	Choice 3
Reading	Read the Poem <i>Sunburn</i> Complete the Poem Search worksheet	Read 3 or more poems and pick your favorite. Record the name of the poem and write about what you picture in your head. Draw a picture to match what you saw.	Read a book of your choice for 15 min. Complete the worksheet. Draw a picture of the main character and write about what the character did.
Math	Complete Drops in the bucket #33-#34	Complete Worksheet #65-66 adding 3 numbers	Daily Math #29 Monday-Thursday
Writing	Summer Bucket List	Roll a story activity- Record information and write a story using those story elements. Don't forget to give your story a title.	Summer Fun Worksheet- write your answers
Phonics	Complete Compound Sun Words Worksheet	Summer Syllable Sort- 3 pages total	Spring Syllable Sort- 3 pages total
Choice	This is Mr. Coon's last year. Write him a letter to tell him what you think he should do when he retires. Then draw a picture.	Scholastic News- Do Pigs use sunscreen www.scholastic.com/snl student pwd: wrightfirst	Mother's Day worksheets- Give to mom



I miss you! I have been thinking about you a lot and really miss getting to see you every day. I really miss listening to you read. You were all becoming such great readers! Please continue to read every day.

I don't know about you, but I did not like all that rain last week. I am ready for some sunshine!






Sunburn

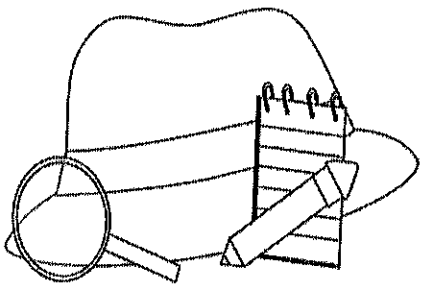
By Jessica Hawkins

The summer sun feels so good
Shining on my skin.
It warms me right down to the bone,
From the outside in.

My skin drinks up the sun rays.
I turn a golden tan.
I never even noticed
When the red sunburn began.

Now my skin is flaming hot
And it hurts to even touch.
Next time I'll put on sunscreen
Because this hurts too much!






Name: _____

May 4-8

Reading Choice #1
Wright

Poem Search

Sunburn



Rhyme Time

What word in the poem rhymes with...

win _____

spot _____

run _____

pays _____

text _____

shed _____

Words with 2 syllables

A word in the poem with...

2 letters

3 letters


4 letters

5 letters

6 letters

A sunny day

Draw it



Poetry: Reading Choice #2, Miss Wright

The Old Man is Snoring

It's raining; it's pouring.
The old man is snoring.
He went to bed and bumped his head,
And he couldn't get up in the morning.

Anonymous

Afraid in the Fog

Fog is here. Fog is there.
Fog is all around.
I'll admit that I'm afraid.
I dare not make a sound.
I'm not sure what I might see.
I fear what I might here.
I think I'll close my eyes real tight,
And stick a finger in each ear.

Bruce Larkin

A Messy Pair

Jill has jelly all over her dress.
Jelly-covered Jill is rather a mess.
Pablo has peanut butter in his hair.
He and Jill make quite a pair.

Bruce Larkin

Snake's Tail

You can grab a snake by its tail
As it slithers, wiggles, and bends.
But wait until you figure out
Where the tail begins
And where the body ends.

Bruce Larkin

I Was a Bad Puppy

Socks are my favorite snacks,
But I'll sometimes chew a shoe.
If you leave me home alone all day,
I might just gobble two!
This morning I enjoyed a book,
I ate it page by page.
That's why I'll spend today
In the naught puppy cage.

Bruce Larkin

Snack Time

Cake and cookies,
Cookies and cake,
Now it's time
To take a break.

Cake in my hand,
Cake in my tummy.
Snack time is so
YUMMY, YUMMY!

Chips and pretzels,
Pretzels and chips,
Feels so salty
On my lips.

Chips in my hand.
Chips in my tummy.
Snack time is so
YUMMY, YUMMY!

Such a mess!
Filthy room!
Get a dustpan,
Get a broom.

Wipe the table,
Sweep the floor,

GET SOME SNACKS AND EAT SOME MORE!


Brod Bagert

May 4-8
Wright
Reading #.

Poem Title: _____

What I picture in my head when I read this poem: _____

My drawing:



Reading #2

Wright

May 4-8

Name: _____



Main Character: Draw a picture of a character in the book.

A large, empty rounded rectangular box intended for drawing a character from the book.

Book Title: _____

Write about what the character did in this story.

Four horizontal lines provided for writing a response to the prompt.

College and Career Readiness Anchor Standards for Reading
Key Ideas and Details

1. Read closely to determine what the text says explicitly and to make logical inferences from it; cite specific textual evidence when writing or speaking to support conclusions drawn from the text.
2. Determine central ideas or themes of a text and analyze their development; summarize the key supporting details and ideas.
3. Analyze how and why individuals, events, and ideas develop and interact over the course of a text

@medahl

Reading #3
Wright 5/4 - 5/8

Name _____

Wright
Math #1 May 4
8

Math Level A, Volume 1

DROPS IN THE BUCKET

Lesson 33

1

38	39	___	___	42	43	___	___	46	___
----	----	-----	-----	----	----	-----	-----	----	-----

2

___ tens + ___ ones

___ + ___

3

It is ___ inches long.

4

is more than
is equal to
is less than

5

___ + ___ = 10

___ + ___ = 10

6

8	5	7	3
+ 2	- 4	+ 7	- 3

7

___ + ___ = ___

There are ___ eggs in all.

8

7 - ___ = ___

We see ___ more pigs.

9

7 o'clock

10

10 less, 10 more

___ 60 ___

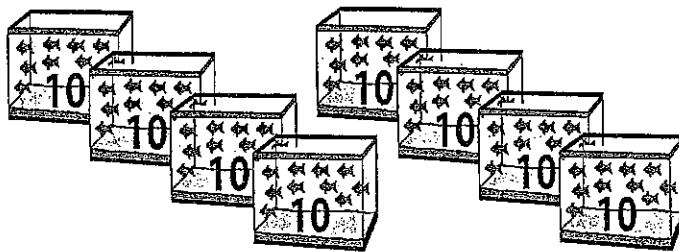
Skip Count
Place Value • Notation
Measure Length
Compare Value
Families, Properties
Story Problems, + and -
Time, Tens

DROPS IN THE BUCKET

1

1		43	44	45		47				51
---	--	----	----	----	--	----	--	--	--	----

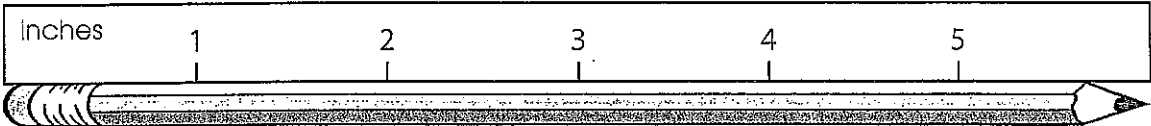
2



_____ tens + _____ ones


_____ + _____

3



It is _____ inches long.

4




85

is more than


is equal to

is less than



90

5





$6 + 6 = \underline{\quad}$

$12 - 6 = \underline{\quad}$

6

$\begin{array}{r} 8 \\ + 2 \\ \hline \end{array}$	$\begin{array}{r} 8 \\ - 7 \\ \hline \end{array}$	$\begin{array}{r} 9 \\ + 9 \\ \hline \end{array}$	$\begin{array}{r} 6 \\ - 6 \\ \hline \end{array}$
---	---	---	---


7


+


$3 + \underline{\quad} = \underline{\quad}$

There are _____ dogs in all.

8





$10 - \underline{\quad} = \underline{\quad}$

We need _____ more hats.

9

9 o'clock

10

10 less, 10 more

_____ 53 _____

Name _____



Math # 2

Wright May 4-8

Floating Along

Add.

Cross out the matching answer.



Answers

- 11
- 12
- 13
- 14
- 15
- 16
- 17
- 18

$\begin{array}{r} 6 \\ 6 \\ + 1 \\ \hline \end{array}$	$\begin{array}{r} 5 \\ 5 \\ + 6 \\ \hline \end{array}$	$\begin{array}{r} 3 \\ 4 \\ + 4 \\ \hline \end{array}$	$\begin{array}{r} 6 \\ 3 \\ + 8 \\ \hline \end{array}$	$\begin{array}{r} 9 \\ 2 \\ + 4 \\ \hline \end{array}$
$\begin{array}{r} 2 \\ 9 \\ + 3 \\ \hline \end{array}$	$\begin{array}{r} 7 \\ 3 \\ + 3 \\ \hline \end{array}$	$\begin{array}{r} 2 \\ 5 \\ + 8 \\ \hline \end{array}$	$\begin{array}{r} 4 \\ 9 \\ + 1 \\ \hline \end{array}$	$\begin{array}{r} 8 \\ 3 \\ + 5 \\ \hline \end{array}$
$\begin{array}{r} 4 \\ 6 \\ + 2 \\ \hline \end{array}$	$\begin{array}{r} 9 \\ 1 \\ + 7 \\ \hline \end{array}$	$\begin{array}{r} 2 \\ 2 \\ + 8 \\ \hline \end{array}$	$\begin{array}{r} 6 \\ 2 \\ + 3 \\ \hline \end{array}$	$\begin{array}{r} 4 \\ 8 \\ + 6 \\ \hline \end{array}$

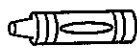
Name _____

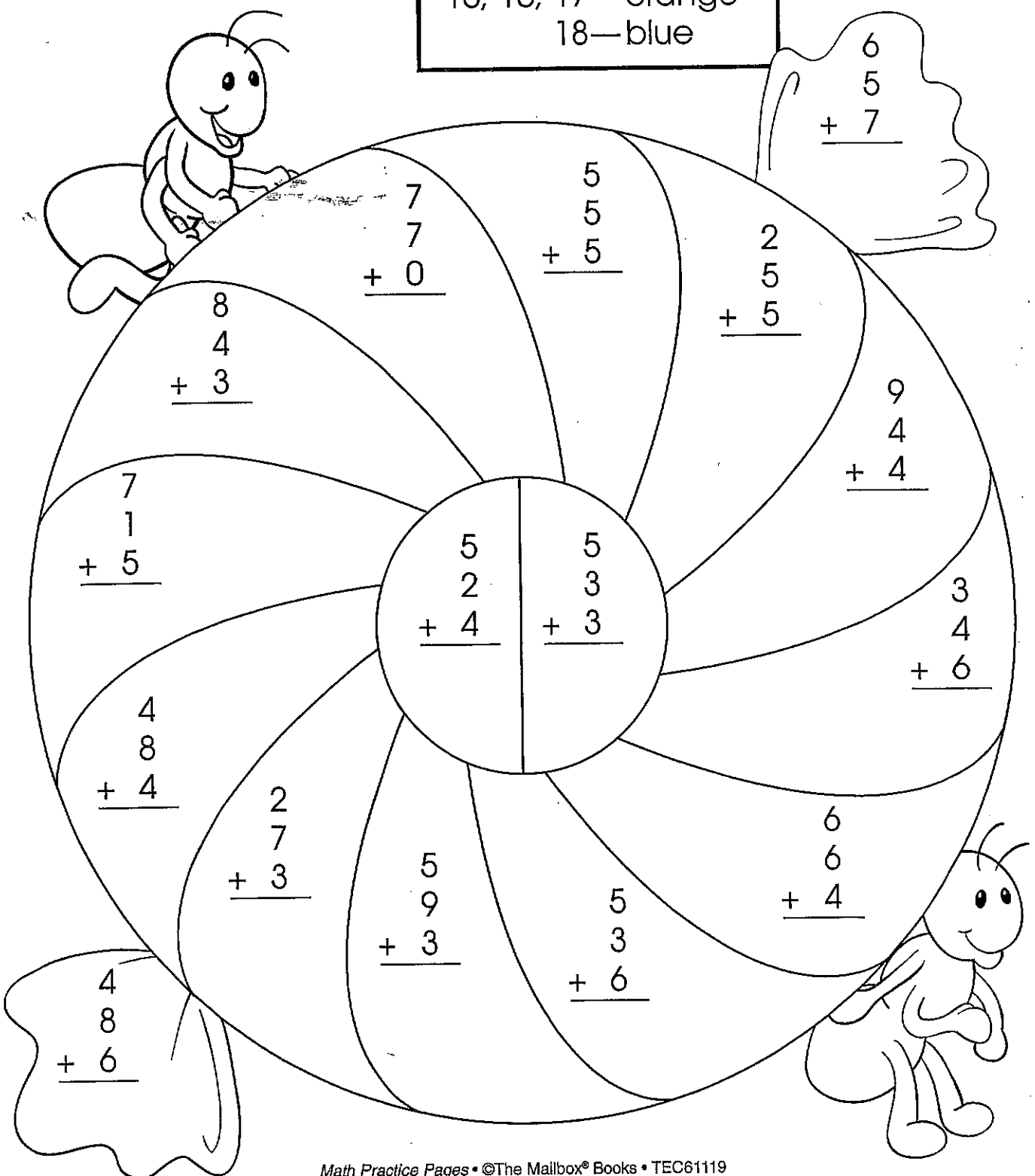
Sweet Ride!

Color Code

- 11—green
- 12, 13, 14—purple
- 15, 16, 17—orange
- 18—blue

Add.

 Color by the code.



Name: _____

May 4-8

MATH 29
Practice

1. $6 + 5 =$ _____

2. $14 - 5 =$ _____

3. Sara's window has four corners and four equal sides. What shape is Sara's window?

4. How much?



_____ cents

5. Mark the even numbers.

1 2 3 4 5 6 7 8

Name: _____

MATH 29
Practice

1. $8 + 7 =$ _____

2.
$$\begin{array}{r} 11 \\ + 3 \\ \hline \end{array}$$

3. Write a story problem. $7 - 5 = ?$

4. Tessa has four brothers and two sisters. How many children are in Tessa's family?

6 5 7 8

5. Which is longer?

one inch

one foot

Name: _____

May 4-8

MATH

Practice

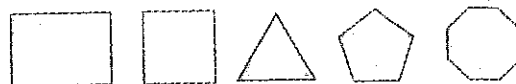
1. $100 - 10 = \underline{\hspace{2cm}}$

2.
$$\begin{array}{r} 10 \\ + 6 \\ \hline \end{array}$$

3. Carly sold three boxes of candy.
-
- Seth sold seven boxes. How many
-
- boxes did they sell?

 boxes

4. Mark the shapes with more than
-
- three sides.



5. Add 10.

$2 \underline{\hspace{1cm}} \quad 4 \underline{\hspace{1cm}} \quad 5 \underline{\hspace{1cm}}$

Name: _____

MATH

Practice

1. $1999 + 0 = \underline{\hspace{2cm}}$

2. $20 + 40 + 10 = \underline{\hspace{2cm}}$

3. If Tina has ten puppies and four
-
- leashes, how many puppies don't
-
- have leashes?

 puppies

4. Write four number sentences
-
- using 13, 7, and 6.

$\underline{\hspace{1cm}} + \underline{\hspace{1cm}} = \underline{\hspace{1cm}}$

$\underline{\hspace{1cm}} + \underline{\hspace{1cm}} = \underline{\hspace{1cm}}$

$\underline{\hspace{1cm}} - \underline{\hspace{1cm}} = \underline{\hspace{1cm}}$

$\underline{\hspace{1cm}} - \underline{\hspace{1cm}} = \underline{\hspace{1cm}}$

5.
$$\begin{array}{r} 8 \\ + 9 \\ \hline \end{array}$$

What do you want to do this Summer?


A bucket list is a collection of things you want to do in a certain timeframe.




Write a list of things that you would like to do this Summer.

My Summer Bucket List


Lined writing area for the bucket list, shaped like a bucket with handles on the sides.



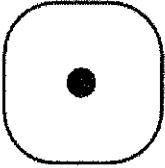
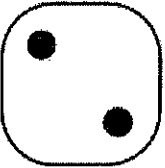




For more ideas on things to do this Summer see: 10 Fun Things to Do With Your Kids This Summer from parents.com



Roll-a-Story!



Writing #2
May 4-6
Wright

Rolled #	Character	Setting	Problem
	a two-headed monster	inside a hidden cave	found an unlucky penny
	a fire-breathing dragon	at a farm	was chased by a tornado
	a beautiful princess	by a lake	got lost in space
	an ugly toad	in a hot desert	got separated from his/her friend
	a handsome knight	in a dark forest	ate a poisoned berry
	a grumpy bear	at a magical castle	lost his/her memory

Directions: Roll the dice THREE times, once for each column, to mix-and-match different story elements. Record each story element on the graphic organizer, along with any additional story ideas!



Summer Fun

My Summertime Goals...

A Picture of My Favorite Summer Activity

The Things I Will Miss Most About School...

This Summer I Will...




Writing #3
May 4-8
Wright

May 4-8
Wright
Phonics #1

Compound Sun Words

Name: _____

Combine the word "sun" with each word on the bottle to make a compound word.



1. _____ + _____ = _____

2. _____ + _____ = _____

3. _____ + _____ = _____

4. _____ + _____ = _____

5. _____ + _____ = _____

6. _____ + _____ = _____

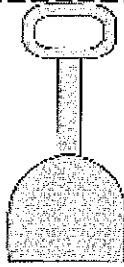
*Write a sentence using one of the compound words.



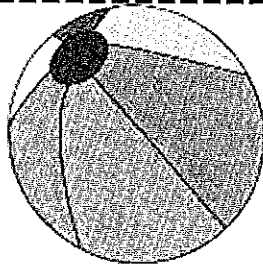
Summer Syllable Sort

Directions:


1. Color and cut the pictures
2. Glue them into the correct box




shovel



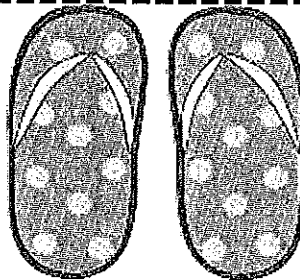
ball



float



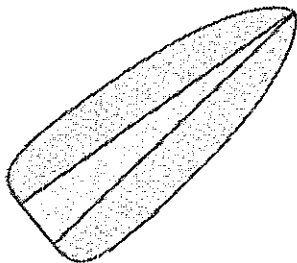
sunglasses




sandals




sunblock




surfboard




crab



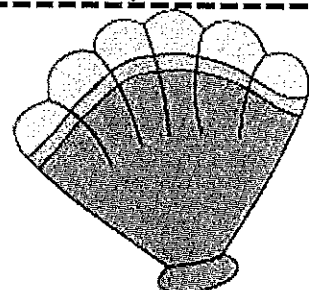
pail



jellyfish



octopus



seashells

Name: _____

Phonics #2
Wright
May 4-8

Summer Syllable Sort

1 Syllable

2 Syllables

3 Syllables

Name: _____

Phonics #2
Wright
May 4-8

Summer Syllable Sort

1. Which word has 1 syllable?

- a. beach
- b. sandy
- c. goggles

2. Which word has 2 syllables?

- a. fish
- b. sea
- c. surfboard

3. Which word has 3 syllables?

- a. seashell
- b. summertime
- c. swim

Can you think of a different 3 syllable word?

Color in the number that shows how many syllables are in the word SUMMER.

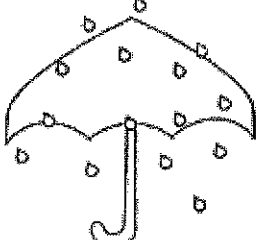



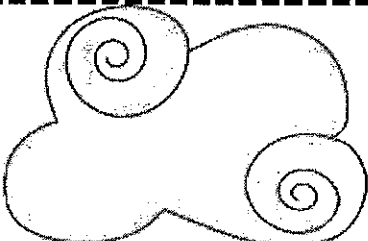

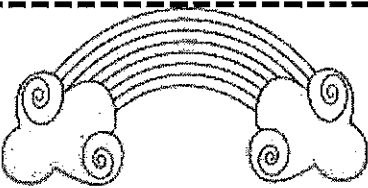

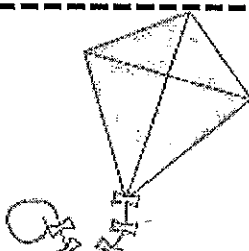





On the line, write the number of syllables in your name.

Spring Syllable Sort

Directions:

1. Color and cut the pictures
2. Glue them into the correct box

 umbrella	 flower	 butterfly
 bumblebee	 cloud	 bunny
 rainbow	 chick	 kite
 April	 March	 ladybug

Phonics # 3
Wright

May 4-8

Name: _____

Spring Syllable Sort *Wright*

1 Syllable

2 Syllables

3 Syllables

May 4-8
Phonics #3
Wright

Name: _____

Spring Syllable Sort

1. Which word has 1 syllable?

- a. sun
- b. windy
- c. rainy

2. Which word has 2 syllables?

- a. eggs
- b. basket
- c. chick

3. Which word has 3 syllables?

- a. rainbow
- b. umbrella
- c. cloud

Can you think of a different 3 syllable word?

Color in the number that shows how many syllables are in the word SPRING.




On the line, write the number of syllables in your name.

Dear Mr. _____,

After you retire, you should _____

Best Wishes,



ALL ABOUT MOM

Let me tell you about my mom.

My mom is _____ years old.

She likes to _____.

The best thing she cooks is

_____.

Her favorite food is _____.

Her favorite thing to do to relax is

_____.


We like to _____ together.

She is really good at

_____.

As you can see, my mom is special
because

_____.



Happy Mother's Day

1. What is your mom really good at?

2. What does your mom do to relax?


3. Where does your mom like to shop?

4. How old is your mom?

5. What do you love most about your mom?

6. If you could buy your mom anything, what would it be? _____

7. What does your mom do while you're at school?



May 4-8
Choice
Writh



Happy Mother's Day

My mom is as pretty as

She is as sweet as

She is as smart as

But most of all, she is as special
as



Week of May 4- May 8, 2020

K-1 PE

Coach Kappy

Please pick 3 out of the 5 activities to do for the week. Please email me a picture of your child completing the activities and the dates or email me a description of the activities. You or your child may also write a few sentences about the activity and submit to the homework box located in the Lake Crest foyer.

Please email me at jenny.kapraun-veach@oakland5.org or call the school and leave a message, and I will give you a call as soon as I can.

Class	Choice 1	Choice 2	Choice 3	Choice 4	Choice 5
Kindergarten/ 1st Grade	Do a exercise video/Dance Marathon	Play basketball for 15-20 minutes.	Go on a walk with your family or with a parent for 15-20 minutes	Help your parents with yard work	Ride your bicycle for 15-20 minutes.

Weeks of May 4-15, 2020

April Lee

Hello! This will be our final packet for Music this school year. It is with mixed emotions that I send it out to you. I feel sad we didn't get to have our Spring Concert, but I feel glad that Spring is in the air and Summer is just around the corner. Here's wishing you and your families all the best this season and the next!!!



Please don't forget about the Facebook group called Lake Crest Music. I believe I have invited everyone K-5. Each day or so I try to find some activity we can do together. Send me an email or make a comment if you liked a particular activity.

To complete Options #1 students will need a pencil. For Option #2, crayones will be needed. For Option #3, please tune into the Lake Crest Music group on Facebook to follow along with the recording. This work is due May 15.


My "office hours" are from 10:00 a.m. to noon on Mondays, Wednesdays, & Thursdays, but you can email me anytime with questions or concerns at april.lee@oakland5.org.

Class	Choice 1	Choice 2	Choice 3 (Enrichment)
1st Grade Music	Shoe Rhythms #2	Coloring Sheet	"Spring" Listening Map

Can you figure out the
rhythms of these shoes?
(each shoe will be 2 beats)



flip flop



tennis shoe



penny loafer



boot


May 4-15

Option #1

1st grade

Music

Mrs. Lee



♩ = blue ♪♪ = orange
♪ = red ♩♪ = yellow

Name _____

RESOURCE MASTER C•14 LISTENING MAP



"Spring," First Movement (excerpt), from *The Four Seasons* by Antonio Vivaldi

1

2

3

4

5

6

Macmillan/McGraw-Hill

Week of May 4-15, 2020

1st Grade Art

Mrs. Sweeney

Please pick 1 out of the 3 activities to complete every other week. Please email me a picture of your child completing the activities or submit the activity to the homework box located in the Lake Crest foyer. Some of the art projects require supplies. Please feel free to improvise if you do not have the required supplies, or reach out to me or the office and we will work together to get you what we need. Some basic supplies will be available for pick-up in the Lake Crest foyer.

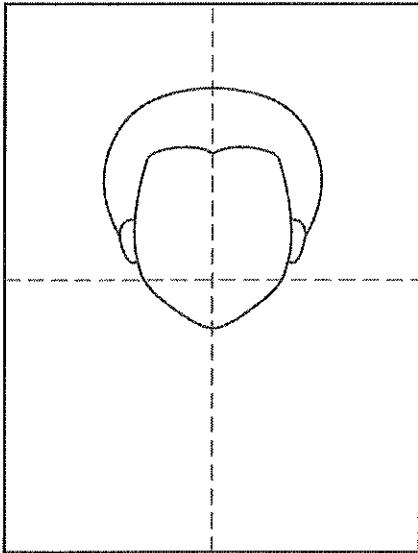
Please email me at jill.sweeney@oakland5.org or call the school and leave a message, and I will give you a call as soon as I can. My office hours are 8-10 am on Mondays and Wednesday and Tuesdays 10-12. I will be readily available at those times.
School office hours: Monday-Thursday 7:30-11:30 and the phone is 217-346-2166.

If email submission is not an option, contact Mrs. Sweeney for alternative ways to submit work. Sketchbooks and Still Life Drawings can be placed in the Homework Turn-in box in the Lake Crest Foyer.

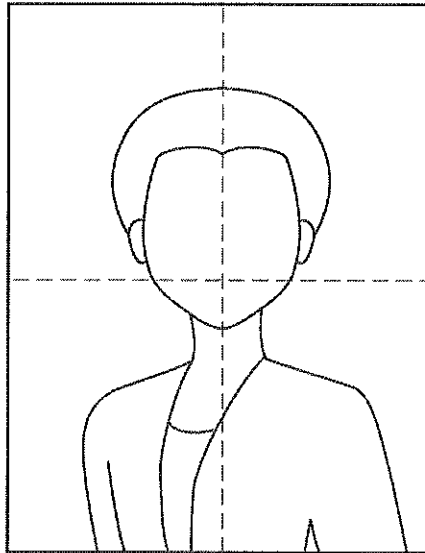
Class	Choice 1	Choice 2	Choice 3 (Enrichment)
1st Grade	Elsa	Captain America	Paper Sack Puppet

How to Draw Elsa

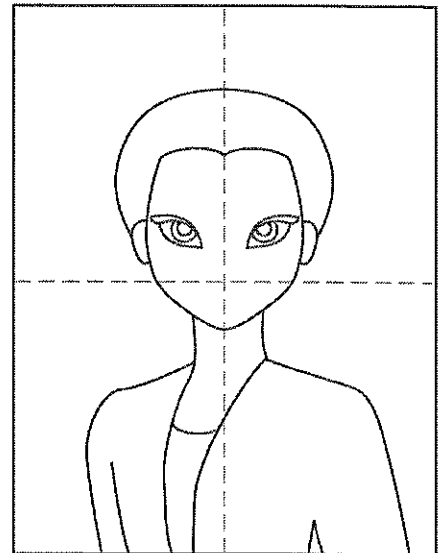
Project for Kids / Parents
May 4-15



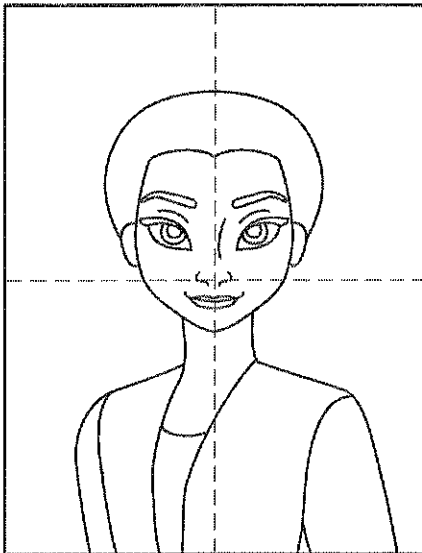
1. Draw the face and hair line.




2. Add the neck and shoulders.




3. Draw two symmetrical eyes.




4. Add the brows, nose and mouth.



5. Draw the shape of the braid.




6. Add extra hair sections on top.



7. Add the braid details.



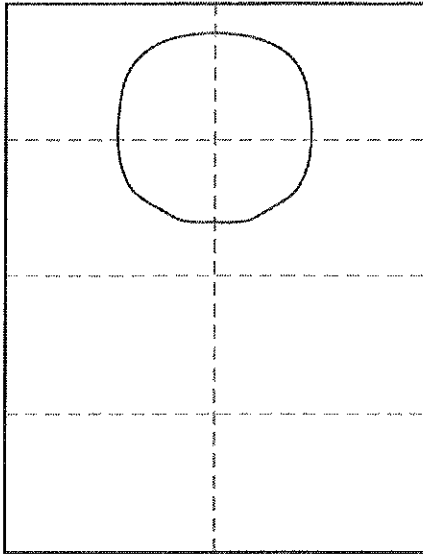
8. Color with marker. Draw blue circles.



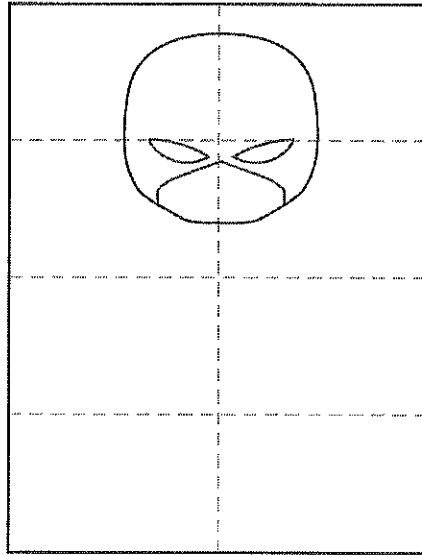
9. Fill in the blue sky.

Monday/Thursday/Saturday
May 4-15

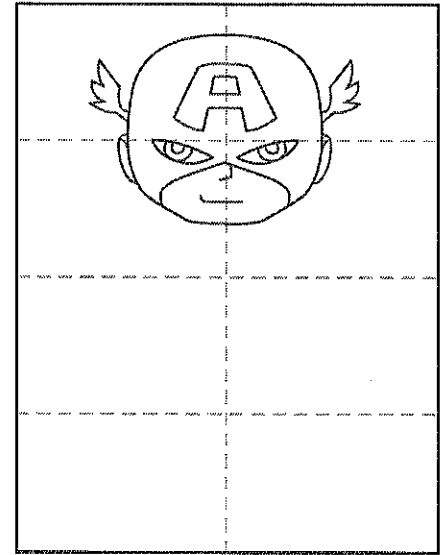
Draw Captain America




1. Make guide lines. Draw the head.




2. Add eyes and mask line.




3. Draw the eyes, mouth, ears, letter.




4. Add the shoulder and shield.




5. Draw the glove and belt.




6. Start the pants.



7. Draw the boots.




8. Finish the shield.




9. Trace with a marker and color.

1st grade, Choice 2/3, 4-15
May 4-15



Paper Bag Puppets


More Kinder Crafts







Very simple puppets made from small paper lunch bags. You can make a raccoon, dog, cat, rabbit, bunny, mouse, pig, panda, or frog. Choose one.

Supplies needed:






- Paper bags
- Scraps of construction paper
- Glue
- Scissors
- Markers or crayons
- Optional - googly eyes, pipe cleaners for whiskers



Frog:

 <p>Make bulging frog eyes by cutting two strips of green paper that are rounded on one end. Fold the straight end under (at the dotted line), and glue on an eye (made of paper or a googly eye).</p>	 <p>Glue or tape the folded base of the eyes onto the paper bag.</p>	 <p>Cut a long tongue out of paper. Glue in in the frog's mouth.</p>	 <p>Frog Glue on two short arms and two long legs, and decorate the frog with green paper patches.</p>
---	---	--	---

Raccoon, Dog or Bear:

 <p>Fold the two square edges of a paper bag under (at the dotted lines), to form the animal's head.</p>	 <p>You now have the shape of the animal's head.</p>	 <p>Raccoon Cut out ears, eyes, and a nose. Glue them to the raccoon's face.</p>	 <p>Dog Cut out ears, eyes, a nose, and a tongue. Glue the tongue inside the mouth. Glue the eyes, nose, and ears to the dog's face.</p>	 <p>Brown Bear Cut out ears, eyes, and paws. Glue them to the bear. Using a black crayon or marker, draw a nose and mouth. Cut out tiny claws and glue them to the paws.</p>
---	---	--	---	--

SCHOLASTIC NEWS

edition
1

Wright
May 4-8

Do Pigs Use Sunscreen?

No! But they have a great way to keep their skin safe from the sun. What do you think it could be? Hint: Look at the photo. Do you see any clues?

My name _____


Nature's Sunscreen



Muddy Sunscreen

Flop, squish, splat! Pigs love to roll in the mud. Do they just like to get dirty? No! They are keeping their skin safe from the hot summer sun.

When pigs roll in the mud, it covers them up. The mud blocks the sun. That **protects** their skin from the sun, big time. Or is it *pig time*?



Woolly Sunscreen

People wear long sleeves and pants to block the sun. But sheep don't have clothes. Their wool keeps their skin safe.

Sheep have thick wool. It protects their skin from the sun. Sometimes, farmers shave off the wool to make sweaters. How should the sheep keep their skin safe? They should go in the **shade!**



shaved sheep

As You Read

Think about how each animal keeps safe from the sun.




Dusty Sunscreen

Elephants live in places where the sun is hot and strong. The elephants' thick gray skin is not very protected. How do they stay safe from sunburn?

Elephants take dust baths! First, they suck up dust with their long **trunks**. Then they spray the dust all over their big bodies. The dust also keeps insects away. Smart thinking, elephants!

The Sun and You

The sun's rays shine down. They shine down all year long, even in the winter.



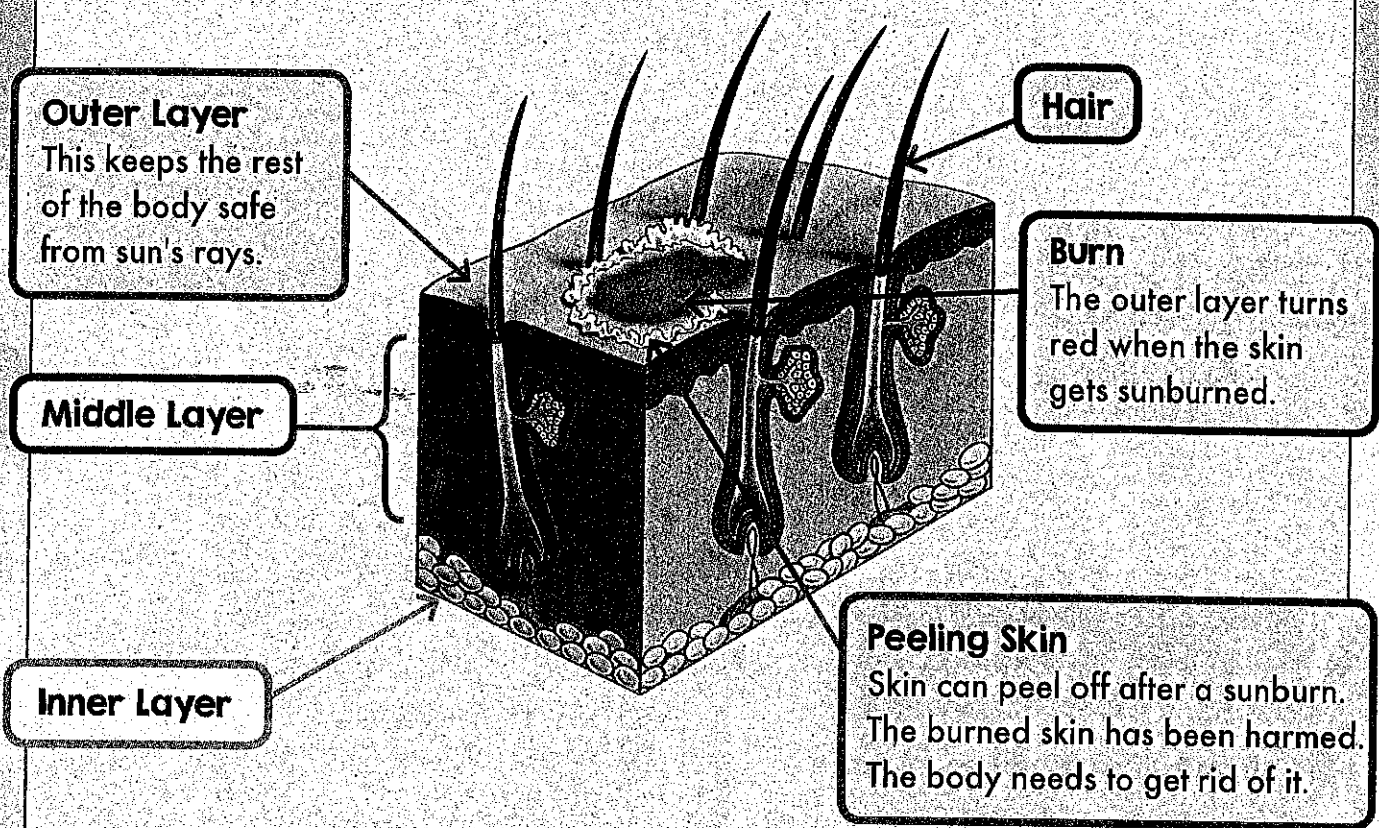
The rays land on your skin. You could get a sunburn.

Sun-Safety Tips:

- ☀️ **Always wear sunscreen. You can get a sunburn even on cloudy days.**
- ☀️ **Put on sunscreen about 30 minutes before you go outside.**
- ☀️ **Use sunscreen with SPF 30 or higher.**
- ☀️ **Put sunscreen on your skin every two hours.**

Sunburn Science

What happens when you get sunburned? Look at this diagram of the skin to see. Our skin has three main layers.



1. Which layer keeps the body safe from the sun's rays?

outer

middle

inner

2. Which layer turns red when the skin gets burned?

outer

middle

inner

3. What does **NOT** happen after a sunburn?

The skin turns red.

The skin turns yellow.

The skin can peel off.

★ Bonus

Hair grows in the skin. Put a ✓ by a hair in the diagram.